


Media guidelines



Media guidelines

for mobile client

This set of guidelines has been generously provided by Nevron d.o.o. on the 23rd of August, 2023.

Introduction

Welcome to the Media Content Setup Guidelines. These guidelines aim to help you create engaging and optimal media content within the app. These guidelines will assist you in aligning your content with your brand identity, user expectations, application responsiveness, and design value.

Useful tips

When preparing media files for your application, name them after a specific service or product they are referring to. In this way they will be easier to find when managing the app content.

Example:

hotel_services-thai_massage.jpg (not just massage.jpg)

shop-souvenirs-elephant.jpg (not just elephant.jpg)

Table of content

1 Dashboard image & brand logo preparation	2
1.1 Dashboard image	2
1.2 Brand logo	2
2 Content images preparation	3
2.1 Landscape images	3
2.2 Portrait images	3
3 Icons preparation	4
3.1 Services icons	4
3.2 Channel logo	4

1 Dashboard media

1.1 Dashboard cover media

Recommended

1080 x 945 px @ 72dpi

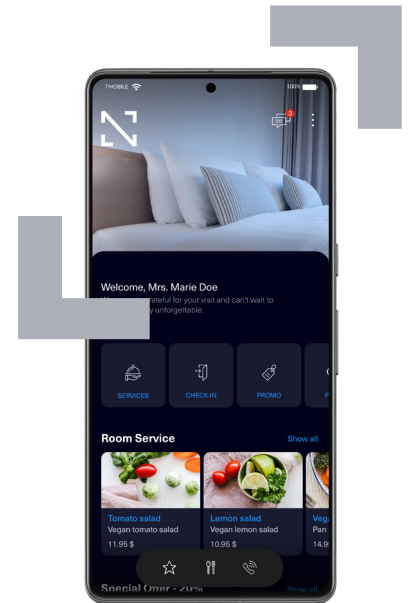
Minimum

720 x 630 px @ 72dpi

Maximum

2160 x 1890 px @ 72dpi

File format: jpeg or png, <500 KB



1.2 Brand logo

Recommended

SVG format in any size (with transparent background and without empty space)

Minimum

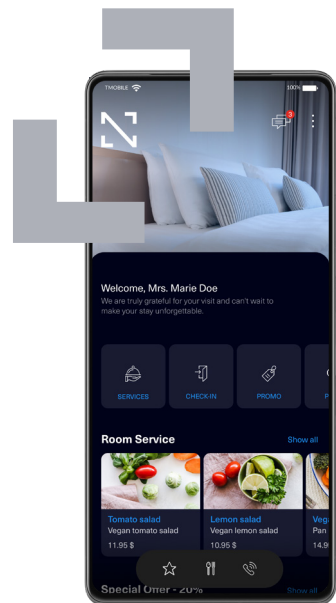
420x180 px @ 72dpi (with transparent background and without empty space)

File format: png <50 KB

Maximum

840 x 360 px @ 72dpi (with transparent background and without empty space)

File format: png <50 KB



2 Content media

2.1 Landscape images (16:9 ratio)

Recommended

1080 x 609 px @ 72dpi

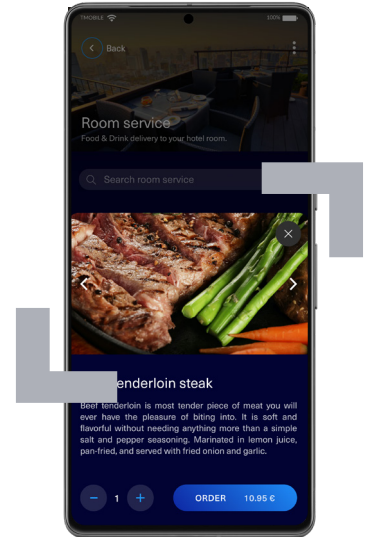
Minimum

720 x 406 px @ 72dpi

Maximum

2160 x 1890 px @ 72dpi

File format: jpeg or png, <500 KB



2.2 Portrait images (2:3 ratio)

Recommended

1080 x 1620px @ 72dpi

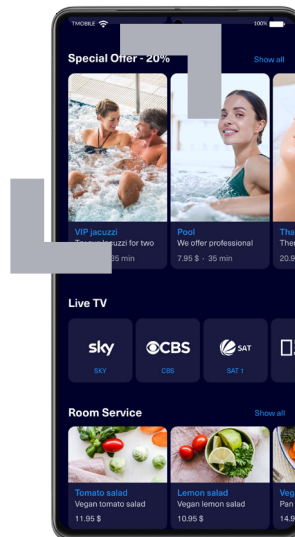
Minimum:

720 x 1080 px @ 72dpi

Maximum

2160 x 3240 px @ 72dpi

File format: jpeg or png, <500 KB



3 Icons

3.1 Services icons

Recommended

SVG format in any size (with transparent background and without empty space)

Minimum

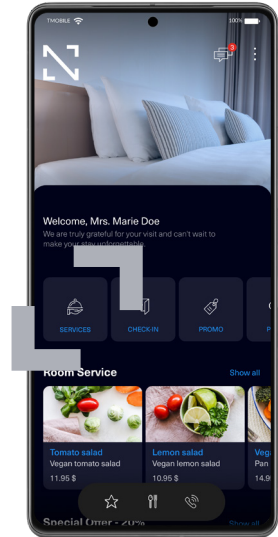
150 x 72 px @ 72dpi (with transparent background and without empty space)

File format: png <50 kb

Maximum

300 x 144 px @ 72dpi (with transparent background and without empty space)

File format: png <50 kb



3.2 Channel logo

Recommended

SVG format in any size (with transparent background and without empty space)

Minimum

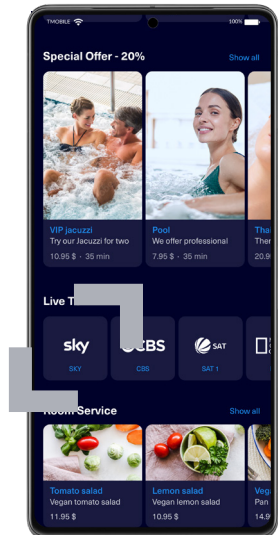
198 x 72 px @ 72dpi (with transparent background and without empty space)

File format: png <50 KB


Maximum

396 x 144 px @ 72dpi (with transparent background and without empty space)

File format: png <50 KB



Let there
be content!



Nevron d.o.o.
Kidričeva cesta 56
4220 Škofja Loka
Slovenia, EU

T: +386 (0)4 777 00 70
info@nevron.eu
www.nevron.eu



nevron
content platform
creator