


Media guidelines



Media guidelines

for IPTV client

This set of guidelines has been generously provided by Nevron d.o.o. on the 10th of January, 2023.

Introduction

Welcome to the Media Content Setup Guidelines. These guidelines aim to help you create engaging and optimal media content within the IPTV system. These guidelines will assist you in aligning your content with your brand identity, user expectations, application responsiveness, and design value.

Useful tips

When preparing media files for your application, name them after a specific service or product they are referring to. In this way they will be easier to find when managing the app content.

Example:

hotel_services-thai_massage.jpg (not just massage.jpg)

shop-souvenirs-elephant.jpg (not just elephant.jpg)

Table of content

1 Dashboard image & brand logo preparation	2
1.1 Dashboard and welcome image	2
1.2 Brand logo	2
2 Content images preparation	3
2.1 Landscape images	3
2.2 Portrait images	3
2.3 Square images	4
2.4 Digital Signage	4
3 Icons preparation	5
3.1 Services icons	5
3.2 Channel logo	5

1 Dashboard media

1.1 Dashboard and welcome background

Recommended

1920 x 1080 px @ 72dpi

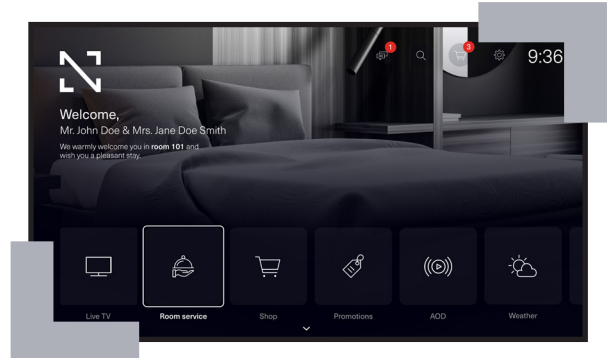
Minimum

1280 x 720 px @ 72dpi

Maximum

3840 x 2160 px @ 72dpi

File format: jpeg or png, <800 KB



1.2 Brand logo

Recommended

SVG format in any size

(with transparent background and without empty space)

Minimum

420x180 px @ 72dpi

(with transparent background and without empty space)

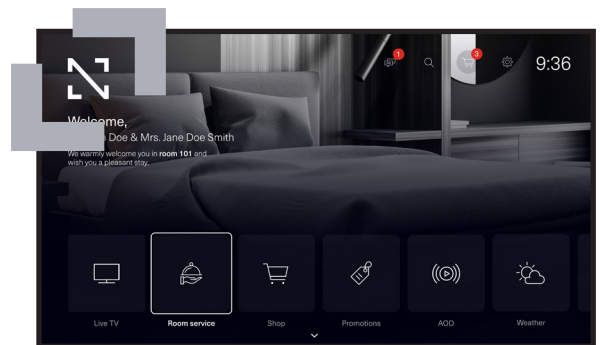
File format: png <50 KB

Maximum

840 x 360 px @ 72dpi

(with transparent background and without empty space)

File format: png <50 KB



2 Content media

2.1 Landscape images (16:9 ratio)

Recommended

1920 x 1080 px @ 72dpi

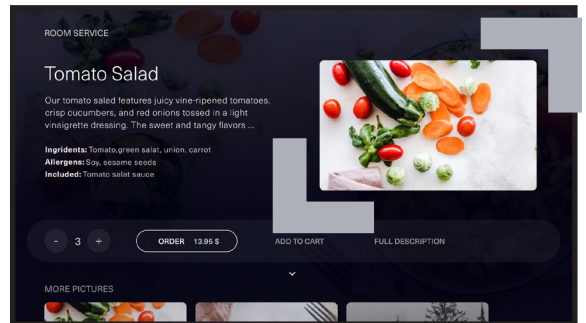
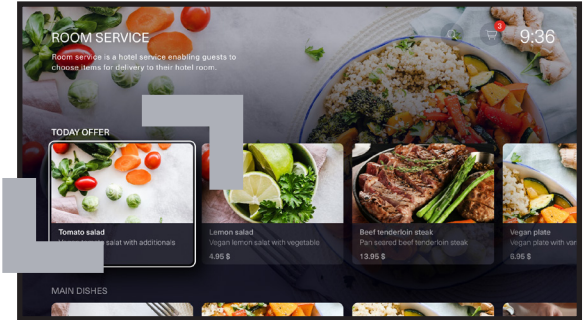
Minimum

1280 x 720 px @ 72dpi

Maximum

3840 x 2160 px @ 72dpi

File format: jpeg or png, <800 KB



2.2 Portrait images (2:3 ratio)

Recommended

1080 x 1280px @ 72dpi

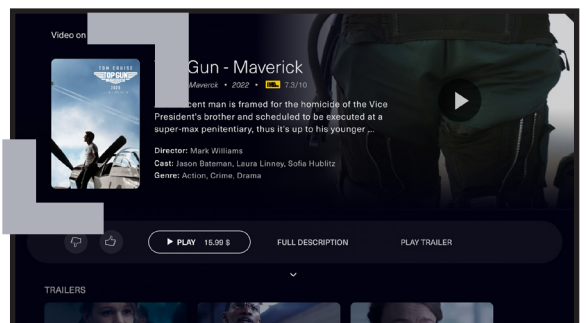
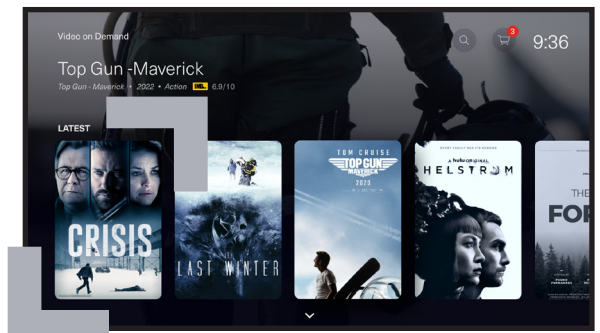
Minimum:

1080 x 1620 px @ 72dpi

Maximum

3240 x 2560 px @ 72dpi

File format: jpeg or png, <800 KB



2.3 Square images (1:1 ratio)

Recommended

1080 x1080 px @ 72dpi

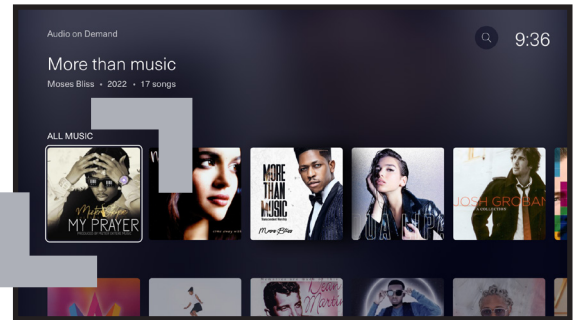
Minimum

720 x720 px @ 72dpi

Maximum

2160 x2160 px @ 72dpi

File format: jpeg or png, <800 KB



2.4 Digital signage (16:9 ratio)

Recommended

3840 x 2160px @ 72dpi

2160 x 3840px @72dpi

Minimum:

1920 x 1080 px @ 72dpi

1080 x 1920px @72dpi

Maximum

3840 x 2160px @ 72dpi

2160 x 3840px @72dpi

File format: jpeg or png, <1MB



3 Icons

3.1 Services icons

Recommended

Use icons prepared by nevron in the IPTV Icons folder in your manager.

SVG format square

(with transparent background and with 1:1 empty space on the sides)

Minimum

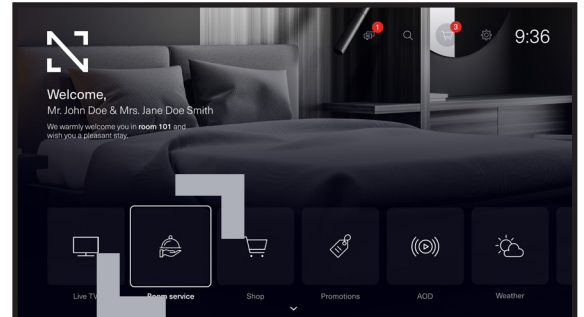
100px wide icon with 100px of empty space on the left and right side @ 72dpi

File format: png <50 kb

Maximum

170 px wide icon with 165px of empty space on the left and right side @ 72dpi

File format: png <50 kb



3.2 Channel logo

Recommended

SVG format in any size

(with transparent background and without empty space)

Minimum

198 x 72 px @ 72dpi

(with transparent background and without empty space)

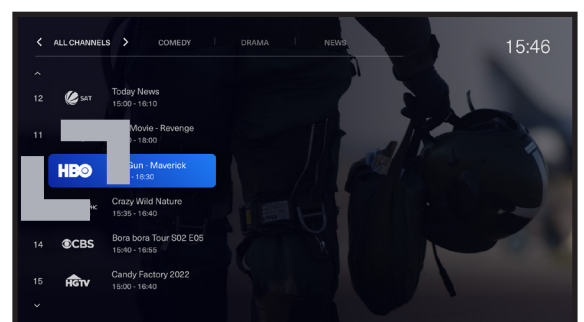
File format: png <50 KB

Maximum



396 x 144 px @ 72dpi

(with transparent background and without empty space)

File format: png <50 KB



Let there
be content!



Nevron d.o.o.
Kidričeva cesta 56
4220 Škofja Loka
Slovenia, EU

T: +386 (0)4 777 00 70
info@nevron.eu
www.nevron.eu



nevron
content platform
creator