



Content guidelines

Catalog structure and image preparation

Introduction

Creating engaging, organized content is essential to delivering an exceptional guest experience. Our content preparation guidelines help you structure and configure your content effectively within the Nevron system. By following these guidelines, you can ensure a seamless, captivating experience for your guests.

Table of contents

1 Catalog structure	4
1.1 Item configuration.....	7
1.2 Catalog example.....	8
2 Images	9
2.1 Logo image	9
2.2 Background image	9
2.3 Catalog background image.....	9
2.4 Item main image.....	9
2.5 Item gallery images	9
2.6 Audio on demand images.....	9
2.7 Vertical display images	10
2.8 Catalog icon on dashboard.....	10
3 Digital signage	11
3.1 Horizontal layout	11
3.2 Vertical layout.....	11

1 Catalog structure

There are 9 catalogs available to use on the Nevron system:

Movies

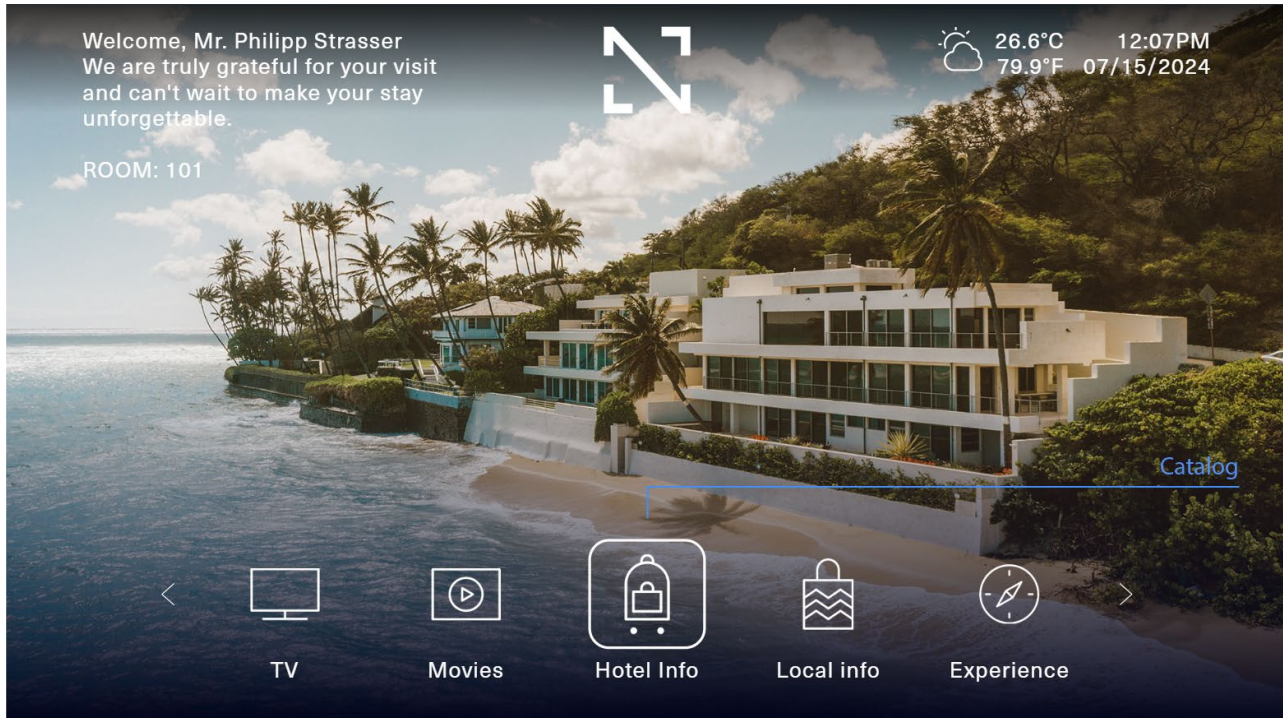
Audio on demand

7 catalogs (for custom content)


The content is structured in the following way:

Catalog

- Category A
 - Item 1
 - Item 2
- Category B
 - Item 1
 - Item 2
 - Item 3




12:07PM
07/15/2024




CUISINE


Category




BREAKFAST
Rich breakfast buffet with fresh bread and croissants...



DINNER
We are proud to cooperate with several small local ...




A LA CARTE RESTAURANT
Lunch, dinner or something in between. Meet our ...




LOUNGE & BAR

Item

CULTURE




04:06PM
07/19/2024




All movies


Item




Inglourio... Free
In Nazi-occupied ...




Inception 10...
A thief who steals ...




Avatar: W... 10...
Premise. Set more than a ...




Interstellar 10...
A team of explorers trav...



Avatar 10...
A paraplegic Marine ...




Turning...
A confident thirteen-year...



Free West Sid
An adapt of the 19...

Promotional




DINNER Item name

We are proud to cooperate with several small local farmers who supply us with their products. The products and ingredients with the "From Bohinj" label are sourced from local producers in Bohinj.

Item description


[Full description](#)

Item main image



Item other images


Images and videos



Avatar: Way of the Water


Premise. Set more than a decade after the events of the first film, Avatar: The Way of Water begins to tell the story of the Sully family, the trouble that follows them, the lengths they go to keep each other safe, the battles they fight to stay alive, and the tragedies they endure.

Vertical item detail image



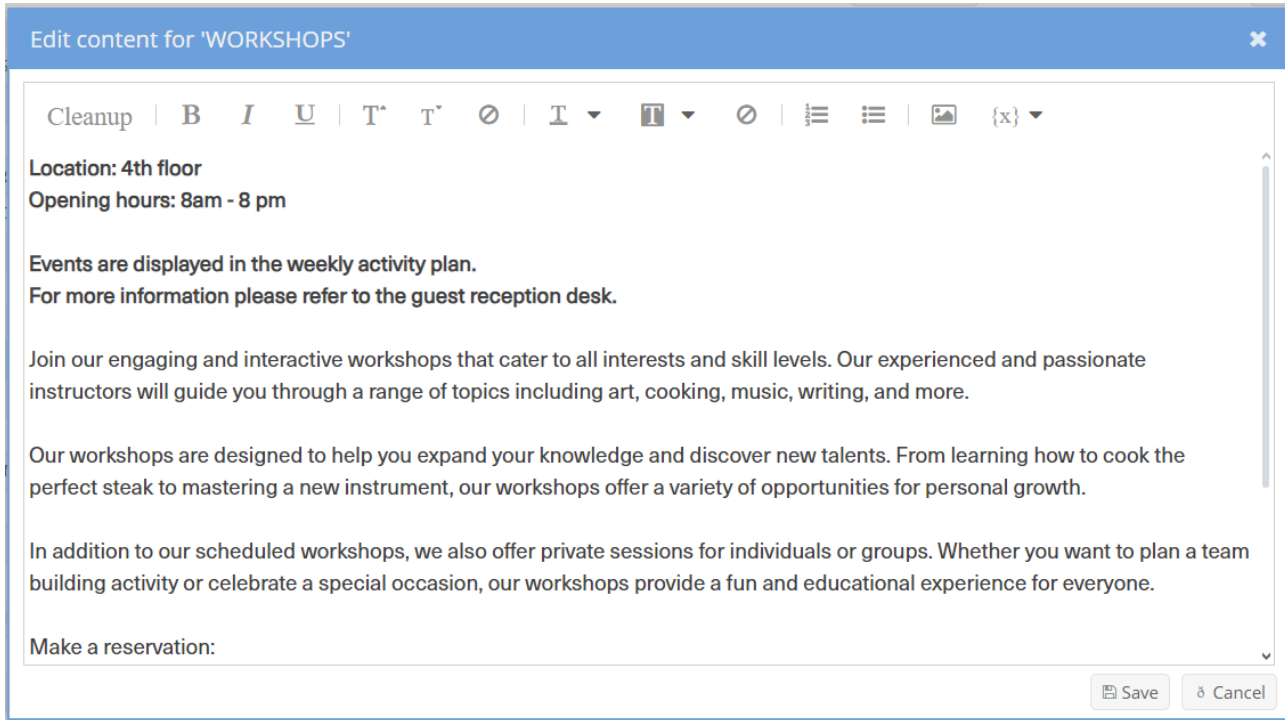
10.00\$ [Buy & Play](#) [Full description](#)

Images and videos



1.1 Item configuration

Each item has its own description, main image and gallery. Descriptions have unlimited characters and the text can be styled. The styling options include font size (Large, regular, small), text color, highlight color, bold, italic, underlined, bullet point and list.



You can choose to include images or variables like room number and guest names (requires PMS connection) anywhere in the text.

1.2 Catalog example

Hotel services

- Dining
 - Breakfast
 - Buffet lunch
 - Dinner
 - Restaurant opening times
 - Drinks pricelist
- Wellness
 - Spa opening hours
 - Indoor pools and saunas
 - Outdoor pool
 - Wellness services list
- Room service
 - Club sandwich
 - Champagne for two
 - In-room massage

2 Images

2.1 Logo image

- .png or .jpeg
- Shorter side less than 550 pixels
- A .png image with a transparent background and no empty space works best

2.2 Background image

- .jpeg
- 1920 x 1080 pixels landscape
- In case you are using 4k screens, 3840x2160 can be used
- No larger than 800kb
- Can include custom top and bottom gradient or can be added in manager

2.3 Catalog background image

- .jpeg
- 1920 x 1080 pixels landscape
- No larger than 500kb

2.4 Item main image

- .jpeg
- 1280 x 720 pixels
- No larger than 500kb

2.5 Item gallery images

- .jpeg
- 1920 x 1080 pixels
- No larger than 700kb

2.6 Audio on demand images

- .jpeg
- 1000 x 1000 pixels
- No larger than 700kb

2.7 Vertical display images

- Can be applied to movies or custom catalogs (not to audio on demand)
- .jpeg
- 495 x 720 pixels vertical
- No larger than 500kb



2.8 Catalog icon on dashboard

- .png
- 175 x 175 pixels
- 45 pixels of empty space maximum


Outline to show border, do not include it in your final image



3 Digital signage

Digital signage image content can vary in ratio but most TVs use a 16:9 horizontal or vertical layout. Use the digital signage module to display information, your promotions, products or services. Some examples include restaurant menus, itineraries, special offers, important notices and calls to action.

Here are some examples:




3.1 Horizontal layout

- .jpeg
- 1920 x 1080 pixels
- No larger than 1MB
- 3840 x 2160 pixels optional, if you have 4k TVs

3.2 Vertical layout

- .jpeg
- 1080 x 1920 pixels
- No larger than 1MB
- 2160 x 3840 pixels optional, if you have 4k TVs

Let there
be content!



Nevron d.o.o
Kidričeva cesta 56
4220 Škofja Loka
Slovenia, EU

T: +386 (0)4 777 00 70
info@nevron.eu
www.nevron.eu

 **nevron**
elevating guest
experience